

HGS 2025 Event 1: Test Valley, Wednesday April 2nd

First event of the season and it struck me that the British weather is much like a golf player's game, it's exceedingly rare to get all aspects as you want it in one go; whilst we had a plenty of sunshine and acceptable warmth, it was the wind that was on hand to ensure our season opener had its customary elemental challenge.

Nevertheless, I think we'd all take those conditions if offered and whilst the course was firm and the aforementioned wind was brisk, it was a thoroughly enjoyable afternoon's golf with decent scores recorded with a few nameless exceptions to prove the rule.

Everyone got around in great time, so well done all; I briefly wondered if Nigel's compressed tee times played a factor in this but then that would be turning a ~~cock-up~~ administrative error into a master-stroke and as he's already top of a leaderboard, let's not give him any more kudos. 😊






Joking aside, huge thanks to Nigel again for organising, his event kick-off messaging was well put and worth repeating in the hope we continue as we started: *"Please keep up with the group in front, play ready golf and pick up when you've run out of stableford points."*

Congratulations to all our winners, it was a pleasure to play alongside our winner Dave Cousins, ominously for us all, he left quite a few out there

Category	Winner	Stableford Score
Event Winner	Dave Cousins	36 (19 inbound)
Event 2 nd	John Taylor	36 (18 inbound)
Event 3 rd	David Green	34
Nearest the Pin	Adrian Crossley	
Longest Drive	Simon Nash	



Weather Report

Time	13:00	14:00	15:00	16:00	17:00
Cloud					
Temp	14°C	15°C	15°C	14°C	13°C
Wind Direction	▲ ENE	▲ ENE	▲ ENE	▲ ENE	▲ ENE
Wind Speed (mph)	15	14	15	17	16
Wind Gusts (mph)	22	20	22	29	25

Line Up and Playing Handicaps

Hursley Golf Society

Test Valley Golf Club

Stableford Competition - Yellow Tees

Date =	02/04/2025
Slope =	124
Base =	113
Course Rating =	69.8
Par =	72
Handicap Allowance =	95%

Tee	Player	HI	CH	PH
13:14	Dave Cousins	10	8.77	8
	Dean Lardner	21.0	20.84	20
	Paul Brent	15.3	14.59	14
13:22	Stuart Keen	13.4	12.50	12
	Steve Elliott	18.3	17.88	17
	John Taylor	17.0	16.45	16
13:30	Richard Selby	21.3	21.17	20
	Nigel Linfield	21.0	20.84	20
	David Green	23.5	23.59	22
13:38	Adrian Crossley	16.6	16.02	15
	Andy King	10.6	9.43	9
	Phil Blake	13.7	12.83	12
13:46	Steven Jenkins	17.6	17.11	16
	Steve Taylor	22.3	22.27	21
	Tom Sturley	15.8	15.14	14
13:54	Simon Nash	29.9	30.61	29
	Tarlok Bhambra	26.7	27.10	26
	Mark Jones	12.5	11.52	11

For those that weren't present, you'll have missed the excitement of the introduction of season leaderboards. Rules for points accumulation are documented in appendix of this, I'll not repeat them here. There was a top-gear style leaderboard that was present for the end of event presentation, this was intended to bring some immediacy to the updates...we'll see how that works out. I will keep track of the accumulated points and share along with each report and maybe via the website t.b.c

For now, here are the leaderboards after the first event.

HGS Leaderboards

Champion Golfer

Player	Total
Dave Cousins	3
Adrian Crossley	2
John Taylor	2
David Green	1
Simon Nash	1

HGS Clubman of the Year

Member	Total
Nigel Linfield	5
Adrian Crossley	2
Andy King	2
Dave Cousins	2
David Green	2
Dean Lardner	2
John Taylor	2
Mark Jones	2
Phil Blake	2
Richard Selby	2
Simon Nash	2
Steve Elliott	2
Steven Jenkins	2
Stuart Keen	2
Tarlok Bhambra	2
Paul Brent	1
Steve Taylor	1

Event

Rank	Event
1	Test Valley
2	
3	
4	
5	
6	

Appendix 1: HGS Leaderboards Point Scoring Criteria

Champion Golfer: Competition to reward golfing prowess.

Category	Points
Event winner*	3
Event runner-up*	2
Event third-place*	1
NtP	2
LD	1
Birdie Comp (Ampfield)	1

* For team competitions, each team member is awarded points

Clubman of the Year: ‘Competition’ to reward society contribution (committee role and functions acknowledged wholeheartedly but then ignored to create a level playing field) 🙏

Category	Notes	Points
Organiser points	Organiser is free to pass on points to anyone who helped, e.g. if someone else brought prizes.	3
Event attendance	per 18-holes (i.e. for 36 hole events, all-day attendance earns 2 points)	1
Presentation attendance	Staying until the presentation concludes	1
New member referral	Awarded when a new player joins the society as a member and cites an existing member as the referrer	1

Event Ranking

This ranking is intended to help with end of year conversations about the following year’s fixtures, by garnering immediate feedback on the just played event.

However, to avoid the potentially awkward scenario of placing our host club at the bottom of the ranking, we’re only going to place the top 3.

Any event that doesn’t make it into the top 3 will remain in the ‘bucket’ of events at the bottom of the leaderboard. To extract the feedback, this bucket will be covertly split into two sections, left and right. The significance of these can be remembered via the following mnemonic...

- Events in the LEFT hand side of the bucket are candidates for being LEFT behind when we do the fixtures for 2026. I stress the word candidates here, there will be a discussion and they’ll be in that discussion, no decisions being made here.
- Events in the RIGHT hand side of the bucket are ‘alRIGHT’, they didn’t make the top 3 but members enjoy the event and wanna come back again next year for sure, no discussion necessary.